



TalkforWriting™

Writing Workshop

Friday 3rd November 2023

Presented by Mrs Corbishley and Miss Couch
Writing Leaders

Agenda

- The Writing Process (How children learn to write)
- How we teach writing at St Peter's Primary (Talk for Writing)
- How to support your child in learning to write
- Questions



Hearing stories, poetry
and other texts
Writing and spelling practice
Talking about new topics
with adults and peer
Reading at home
New experiences
Encouragement of speaking
in full sentences and correct
grammar

At home



Writing

English lessons

Learning stories, poetry and
non-fiction pieces
Spelling lessons

Guided Reading

Listening to class readers

Oral rehearsal


Editing skills

Feedback

Independent writing

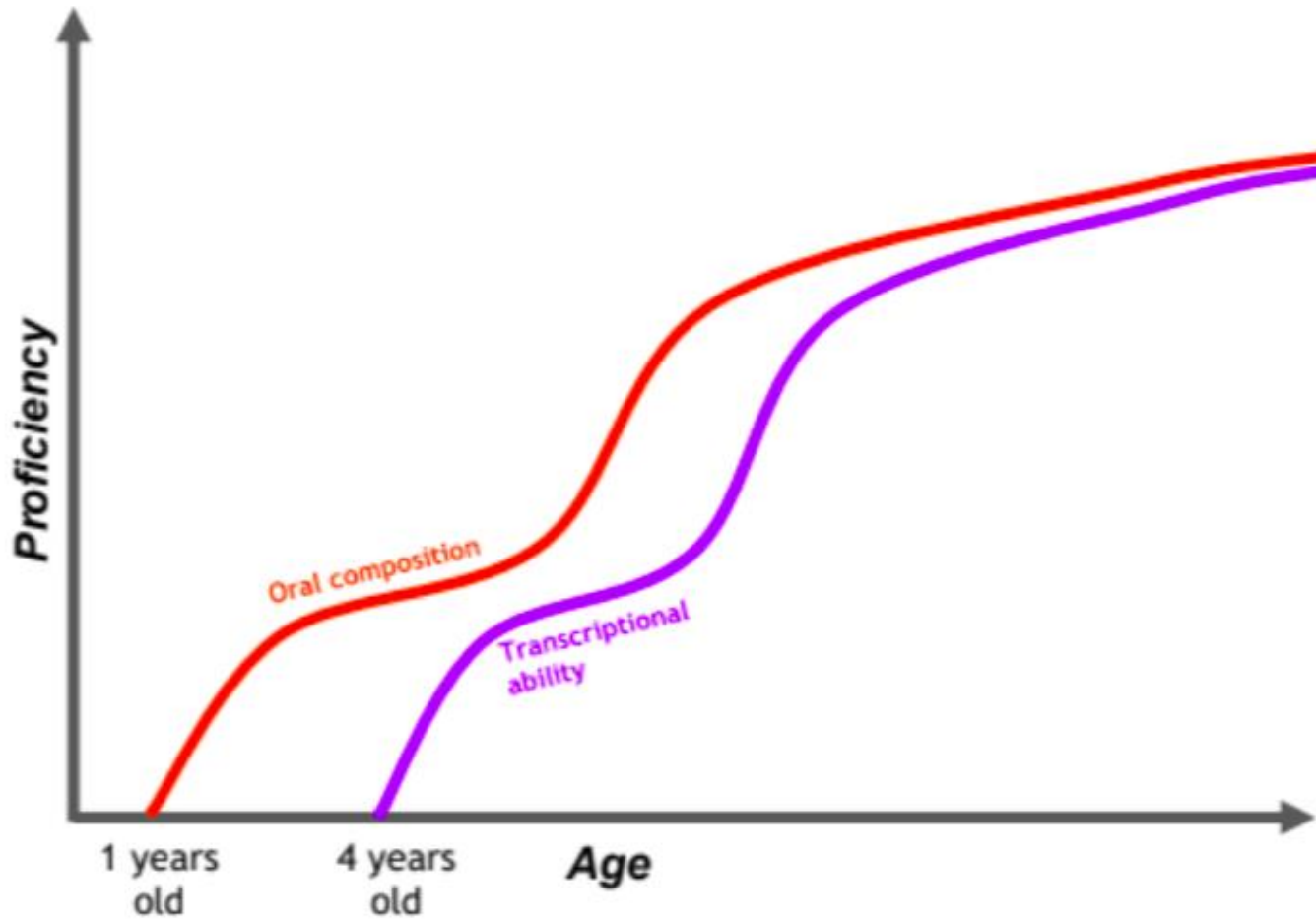
Shared and Guided writing

In school



If a child cannot speak in full sentences, they cannot be expected to write in full sentences.





This graph illustrates the difference between the development of a child's oral composition and their ability to transcribe.

*Credit: Jamie Evans
(Talk for Writing
Consultant)*

Oral composition

Once upon a time there was a sting ray called Sting who lived in a cave. He was happy then happy-sad then sad. Then he swam and he swam and he swam. Then he said, "I'm not your friend." He said 'Noooooooooooo!!' ...stinged him. Then he swam and he swam and swam and he swam and swam and he swam. He said "No" and he stinged Sharky. Then he got surprised by his friends and then he got back home to the cave and had a jig.

Transcription



The Writing Process - How children learn to write

Mark making	Initial Letters	Simple words	Groups of words	Sentences	Paragraphs
-------------	-----------------	--------------	-----------------	-----------	------------



Picture credit: Futurity/Getty images

Writing Components

Transcription - The process of putting writing down on a page (transcribing).

- Spelling
- Handwriting
- Punctuation
- Grammar

Composition - The choices a writer makes to communicate their ideas and structure their writing.



Credit: Familyeducation.com
Liam Norris Getty Images



Credit: Pinterest

How we teach writing at St Peter's

Hearing stories, poetry
and other texts

Writing and spelling practice

Talking about new topics
with adults and peer

Reading at home

New experiences

Encouragement of speaking
in full sentences and correct
grammar

At home



Writing

English lessons

Learning stories, poetry and
non-fiction pieces

Spelling lessons

Guided Reading

Listening to class readers

Oral rehearsal

Editing skills

Feedback

Independent writing

Shared and Guided writing

In school

How is writing taught at St Peter's

In September 2021, we adopted the Talk for Writing Approach. All year groups are taught in the following pattern:

Cold Task

- Start of unit
- Independent task

Imitation

- Learn and immerse in example text.


Innovation

- Understand tools for writing well
- Apply in own writing
- Guided writing opportunities

Hot writing

- Independent opportunity to apply learning.

Internalising the story:





Children need exposure to many different types of stories, instructions, explanations, recounts and information reports to understand how grammar, language and text patterns exist in our language.

This is why each unit of English is pinned to a model text.

Innovation

Children are taught how to use their learnt text and other familiar texts to create their own story or text. This is guided by the teacher and involves creating a class example alongside the children writing their own. This is broken down across several days to allow time for editing and improving as well as having feedback from teachers.

Types of innovation

1. **Substitution:** change words, characters, settings etc.
2. **Addition:** add to or embellish to expand/extend a text
3. **Alteration:** alter part of a text in ways that change the course of events
4. **Genre switching:** change text type, e.g. switch a story to a newspaper report, etc. Change story type, e.g. to sci-fi, fantasy, etc.
5. **Change time/person, view:** past → present, etc.
6. **Reorder** the text, e.g. flashbacks and time slips
7. **Write in the style of** different authors
8. **Sequels** and **prequels**.
9. **Blend** story types



Credit: Google
Images

How to support your child in learning to write at home...

First of all it is helpful to focus on one area or element of writing you'd like to improve at a time.

Be mindful that learning to write is a process.

Composition

- Read aloud and share books with your child everyday.
- Expose them to a range of different texts.
- Share story maps that children are learning at school.

Transcription

Spelling

- Identifying errors in a piece of writing
- Working together to correct them
- Spelling homework

Grammar and Punctuation

- Read writing out loud
- Identifying and focusing on discreet grammar rules
- Applying rules and using them in context



Speed Sounds Set 1

m m	a a	s s	d d	t t
i i	n n	p p	g g	o o
c c	k k	u u	b b	f f
e e	l l	h h	sh sh	r r
j j	v v	y y	w w	th th
z z	ch ch	qu qu	x x	ng nk

Speed Sounds Set 2

ay may I play?	ee what can you see?	igh fly high	ow blow the snow	oo poo at the zoo
oo look at a book	ar start the car	or shut the door	air that's not fair	ir whirl and twirl
			ou shout it out	oy toy for a boy

Speed Sounds Set 3

ea cup of tea	oi spoil the boy			
a-e make a cake	i-e nice smile	o-e phone home	u-e huge brute	aw yawn at dawn
are care and share	ur nurse with a purse	er a better letter	ow brown cow	ai snail in the rain
oa goat in a boat	ew chew the stew	ire fire, fire!	ear hear with your ear	ure sure it's pure

Complex Speed Sounds

Consonant sounds

f	l	m	n	r	s	v	z	sh	th	ng
ff	ll	mm	nn	rr	ss	ve	zz	ti		nk
ph	le	mb	kn	wr	se		s	ci		
					c		se			
					ce					

b	c	d	g	h	j	p	qu	t	w	x	y	ch
bb	k	dd	gg		j	pp		tt	wh			ch
	ck				g							tch
	ch				ge							
					dge							

Vowel sounds

a	e	i	o	u	ay	ee	igh	ow
	ea				a-e	y	i-e	o-e
					ai	ea	ie	oa
						e	i	o
							y	

oo	oo	ar	or	air	ir	ou	oy	ire	ear	ure
u-e			oor	are	ur	ow	oi			
ue			ore		er					
ew			aw							
			au							

Year 1 and 2 Common Exception Words

Year 1

the	they	one
a	be	once
do	he	ask
to	me	friend
today	she	school
of	we	put
said	no	push
says	go	pull
are	so	full
were	by	house
was	my	our
is	here	
his	there	
has	where	
I	love	
you	come	
your	some	

Year 2

door	gold	plant	clothes
floor	hold	path	busy
poor	told	bath	people
because	every	hour	water
find	great	move	again
kind	break	prove	half
mind	steak	improve	money
behind	pretty	sure	Mr
child	beautiful	sugar	Mrs
children	after	eye	parents
wild	fast	could	Christmas
climb	last	should	everybody
most	past	would	even
only	father	who	
both	class	whole	
old	grass	any	
cold	pass	many	



Handwriting

- Pencil Grip
- Letter formation
- Orientation
- Joins

- Letter Formation

Letter families

Curly Caterpillar Letters

c c a a o o
 qq gg dd
 ee ss ff

Ladder Letters

ll ii
 tt uu
 jj yy

One Armed Robot Letters

rr bb nn
 hh mm
 kk pp

Zigzag Monster Letters

vv ww
 xx zz

Speed Sounds Set 1

m	a	s	d	t
<i>m</i>	<i>a</i>	<i>s</i>	<i>d</i>	<i>t</i>
i	n	p	g	o
<i>i</i>	<i>n</i>	<i>p</i>	<i>g</i>	<i>o</i>
c	k	u	b	f
<i>c</i>	<i>k</i>	<i>u</i>	<i>b</i>	<i>f</i>
e	l	h	sh	r
<i>e</i>	<i>l</i>	<i>h</i>	<i>sh</i>	<i>r</i>
j	v	y	w	th
<i>j</i>	<i>v</i>	<i>y</i>	<i>w</i>	<i>th</i>
z	ch	qu	x	ng
<i>z</i>	<i>ch</i>	<i>qu</i>	<i>x</i>	<i>ng</i>

Read Write Inc: Handwriting Rhymes and Characters

Sound	Rhyme
a	Round the apple and down the leaf (apple)
b	Down the laces to the heel, round the toe (Boot)
c	Curly around the caterpillar (caterpillar)
d	Round his bottom, up his tall neck and down to his feet (dinosaur)
e	Lift off the top and scoop out the egg (egg)
f	Down the stem and draw the leaves (flower)
g	Round her face, down her hair and give her a curl (girl)
h	Down the head to the hooves and over his back (horse)
i	Down his body, and a dot for his head (insect)
j	Down his body, curl and dot (Jack in the box)
k	Down the kangaroo's body, tail and leg (kangaroo)
l	Down the long leg (leg)
m	Down Maisie, over the mountain, over the mountain (Maisie and mountains)
n	Down Nobby, over his net (football net)
o	All around the orange (orange)
p	Down his plait and around his head (pirate)
q	Round her head, up past her earrings and down her hair (queen)
r	Down his back, then curl over his arm (robot)
s	Slither down the snake (snake)
t	Down the tower across the tower (castle tower)
u	Down and under, up to the top and draw the puddle (umbrella)
v	Down a wing, up a wing (vulture)
w	Down up, down up (worm)
x	Down the arm and leg and repeat the other side (exercise)
y	Down a horn, up a horn and under his head (yak)
z	Zig - zag - zig (zip)

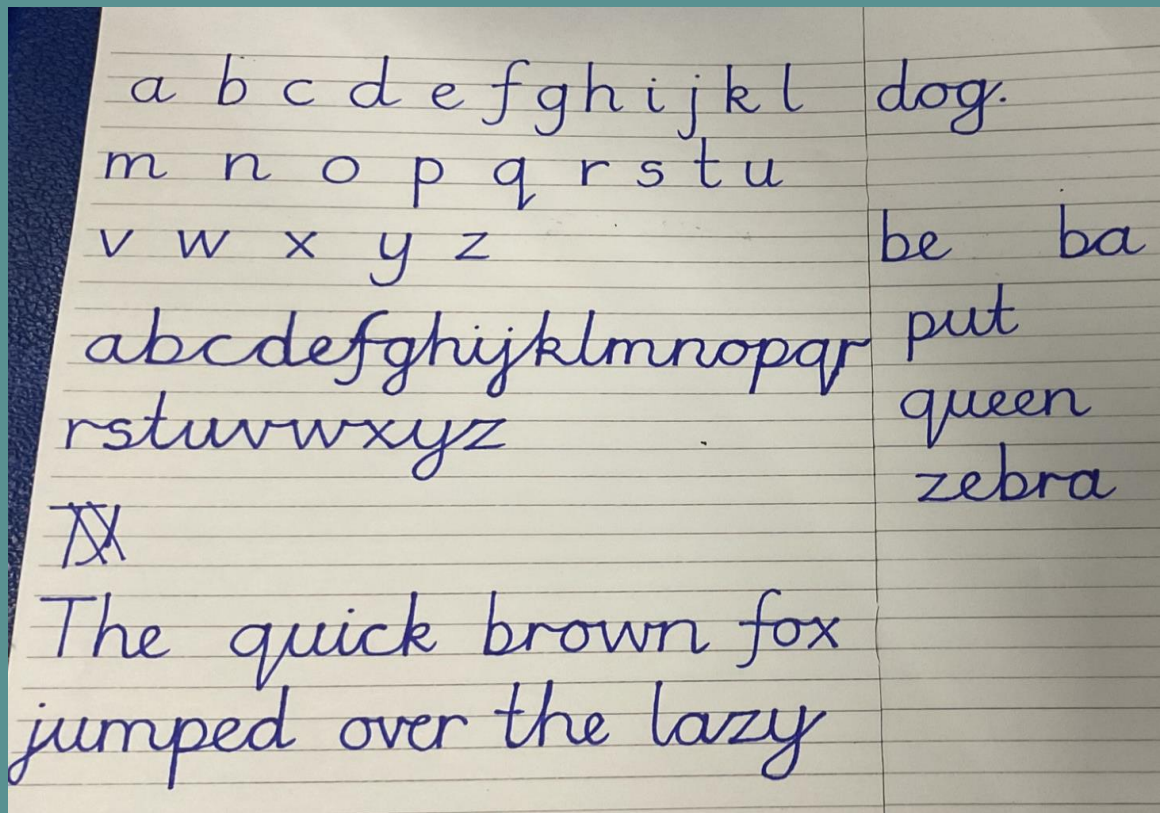
Bouncy vowels
 Bouncy consonants
 Stretchy consonants

- Orientation






























Letters sitting on the line

Ascenders (l,h,k)

Descenders (q,y,g)



Speed Sounds Set 1

m 	a 	s 	d 	t 
i 	n 	p 	g 	o 
c 	k 	u 	b 	f 
e 	l 	h 	sh 	r 
j 	v 	y 	w 	th 
z 	ch 	qu 	x 	ng nk

Read Write Inc Handwriting Rhymes and Characters


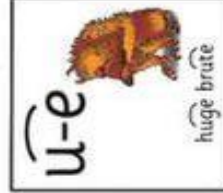

Sound	Rhyme
a	Round the apple and down the leaf (apple)
b	Down the laces to the heel, round the toe (Boot)
c	Curl around the caterpillar (caterpillar)
d	Round his bottom, up his tall neck and down to his feet (dinosaur)
e	Lift off the top and scoop out the egg (egg)
f	Down the stem and draw the leaves (flower)
g	Round her face, down her hair and give her a curl (girl)
h	Down the head to the hooves and over his back (horse)
i	Down his body, and a dot for his head (insect)
j	Down his body, curl and dot (Jack in the box)
k	Down the kangaroo's body, tail and leg (kangaroo)
l	Down the long leg (leg)
m	Down Maisie, over the mountain, over the mountain (Maisie and mountains)
n	Down Nobby, over his net (football net)
o	All around the orange (orange)
p	Down his plait and around his head (pirate)
q	Round her head, up past her earrings and down her hair (queen)
r	Down his back, then curl over his arm (robot)
s	Slither sown the snake (snake)
t	Down the tower across the tower (castle tower)
u	Down and under, up to the top and draw the puddle (umbrella)
v	Down a wing, up a wing (vulture)
w	Down up, down up (worm)
x	Down the arm and leg and repeat the other side (exercise)
y	Down a horn, up a horn and under his head (yak)
z	Zig - zag- zig (zip)

Bouncy vowels	Bouncy consonants	Stretchy consonants
---------------	-------------------	---------------------

Speed Sounds Set 2



Speed Sounds Set 3



Complex Speed Sounds

Consonant sounds

f	l	m	n	r	s	v	z	th	ng
ff	ll	mm	nn	rr	ss	ve	zz	ti	nk
ph	le	mb	kn	wr	se		s	ci	
				c	ce				

b	c	d	g	h	j	p	qu	t	w	x	y	ch
bb	k	dd	gg		g	pp		tt	wh			tch
	ck				ge							
	ch				dge							

Vowel sounds

a	e	i	o	u	ay	ee	igh	ow
	ea				a-e	y	i-e	o-e
					ai	ea	ie	oa
						e	i	o
							y	

oo	oo	or	air	ir	ou	oy	ire	ear	ure
u-e		oor	are	ur	ow	oi			
ue		ore		er					
ew		aw							
		au							