

Welcome to St Peter's Dates for your diary

ST. PETER'S
PRIMARY
SCHOOL



Reception children will start school part time on:
Monday 12th-Friday 16th September - half days
for the morning or afternoon session (9.00 - 11.30
am or 12.30 - 3.00 pm).

Start Full time (8.40-3.20pm from Monday 19th
September

(Thursday 22nd Inset day - no school for the
children)

Welcome to Reception!

Wimbledon Class Teachers **2022/23**



Mrs Sone



Mrs Scott



Mrs Jones



Mrs Mander

Teaching Assistants



Miss Penver

Teaching Assistants



Mrs Askew

Settling in

In September we will be holding stay and play sessions. This allows families to see the Reception environment and provides time for families to meet and chat to their new teacher.

It is also a good opportunity for the children to explore and locate the areas in the classroom where the toilets are, where drink bottles and book bags go as this will ease the children's transition on the day they start.

You should have an email informing you about which class your child will be in and whether they will attend morning or afternoon sessions.

You have also been allocated a stay and play time slot. (Parent and child meet the teacher). Please see the timetable on an email.



The Daily Routine



Doors open at 8.40am (when the children start full days)

Doors close for register at 8.55am

Please say goodbye at the door, we will help them with where their belongings go and help settle them.

Children put their book bags in book bag box, drinks on named coasters and packed lunches away then hang coats up in cloakroom.



Morning Snack



- We will stop for a fruit snack during the morning session. Fruit is provided for the children in school.
- Milk is available but you need to sign up using the form online (Cool milk). It is free until your child is 5 years old. <https://www.coolmilk.com/>
- Please provide your child with a named water bottle everyday.

Lunchtimes

- Reception children will eat in the school hall
- School dinners: Vegetarian, meat and pasta/jacket potato options are available.
- All children in Reception get a school dinner for free every day if they would like it.
- Alternatively, children may bring in a packed lunch.



All children in Reception, Year 1 and Year 2 receive a free school meal under the government's Universal Infant Free School Meal Scheme. If however you think you may have an underlying entitlement to **Free School Meals** because of your financial situation, then it is to you and the school's benefit for you to apply for this. You can check your entitlement [here](#).

Usual School Uniform

- **Boys:**
- White or gold polo shirt
- Grey trousers or shorts
- Bottle green jumper (or school sweatshirt)
- Grey socks
- **Girls:**
- White or gold polo shirt
- Bottle green jumper or cardigan (or school sweatshirt)
- Green skirt or tunic (not grey)
- Grey school trousers
- Green and white striped or checked dress
- White socks or green tights
- **All children:** Sensible black footwear, including trainers (no boots or sandals)

PE kit (unisex)

White T-shirt and green shorts

Trainers for outdoor games

Sweat shirts, green tracksuit bottoms may be worn for outdoor games in the winter

Jewellery:

Wearing jewellery to school is not allowed - it sometimes gets lost or broken and can be dangerous.

If your child has pierced ears, then they may wear small gold or silver studs. Hoop earrings should not be worn as they can be dangerous.

Nail varnish should not be worn and any temporary tattoos should not be visible.

Hair

Hair should not be too ostentatious in style. Long hair should be tied back while in school. Hair accessories should be modest in size and in school colours.

- Please can you label all clothes, coats and shoes - as well as drink bottles and book bags.
- Please show the children where they can find the labels!
- This is a link to some very useful name labels that can be stuck on to clothes, water bottles and bags <https://www.stikins.co.uk/> (these labels also raise money for the school with the fundraising code 21665).



E Y F S

Painting and other craft activities help to develop my creativity.

Sometimes I accidentally get paint on my top as I work.



This smudge was made by a black whiteboard pen. I am trying really hard to develop my writing and fine motor skills.



The mud kitchen is a very messy place, but it helps me to develop my imagination and use of descriptive language.



This splodge is part of my lunch. I am working really hard to use a knife and fork when I eat my food.



twinkl



I am sorry that my uniform got dirty today at school, but it helps to show you what I have been learning about...

This grass stain shows that I have been investigating bugs in the outdoor area. This is so that



I develop my curiosity and questioning skills about the natural environment.

Sometimes my uniform comes



Wellies:

Children can bring in a named pair of wellies which they can put on when in the mud kitchen. These can stay at school.

You can also bring in a bag with a change of clothes that can stay on their pegs in case it is needed. We do have a small supply of spare clothes.

Buddies

Year 5 children are allocated a Reception child as a buddy. Your child's buddy will write them a letter which you will receive at the stay and play session. There will be times the children get to play with their buddies and is a familiar face in the playground.

Seesaw

We use an online learning journal to share pictures and notifications with you. You will be given login details for this in September.

PE

- Each class will have PE. You will be told which day in September.
- Children can come to school on that day dressed in P.E. kit.
- Please can we ask that you get velcro trainers as they are so much easier to do up than laces.



Before School Starts

- Reading daily to or with your child
- Practise using a knife and fork
- Name writing (capital letter followed by lower case letters)
- Get your child to tidy up their own things
- Help them to learn how to put on and fasten up coats and shoes
- Share the welcome book with them so they become familiar with their new classroom
- It is helpful if your child can put on and fasten up their coat.
- It is a good idea to you practise doing up buttons and zips at home with your little one.
- Please could you get shoes with Velcro so they can do them up by themselves.
- Read books to them about starting school. Oxford Owl have created a useful list of books: <https://www.oxfordowl.co.uk/for-home/starting-school/books-about-starting-school/>.


Waterstones have also created a list:

<https://www.waterstones.com/booklist/353236/starting-school>

Children's personal care

Please ensure your child can do the basics - wipe, flush, wash their hands.

Teach them to cough or sneeze into their arm



Phonics



When your child starts in Reception they will be learning the letter sounds for each letter of the alphabet. They will then use these to blend and segment words to read and write. We will have a workshop to discuss this in more detail once your children have started in Reception.

At St Peter's we follow Read Write Inc phonics/ reading scheme which is used from Reception to Year 2.

Workshops

Once your child has started and settled into Reception we will arrange a coffee morning to discuss general information about the curriculum. It will also be an opportunity to answer any questions that you have. In addition, we will hold parent workshops to discuss the areas of learning in Reception and how we will be teaching phonics, writing, reading, maths etc.

We are looking forward to meeting your child.

Today you will be taking home an 'All about me' sheet to complete with your child. This will help us find out more about them when we meet them in September. Please bring this with you when you come for your stay and play session.

Marvellous Me!

My name is:

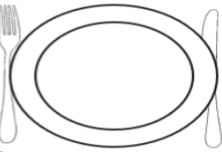
I am years old.


This is me and my family.

My favourite colour is: 

My favourite animal is: 


My favourite toy is:

My favourite food is: 

My favourite book is: 

twinkl visit twinkl.com

We look forward to meeting you
and your child in September.

Are there any questions?

ST. PETER'S
PRIMARY
SCHOOL





St.Peter's Primary School

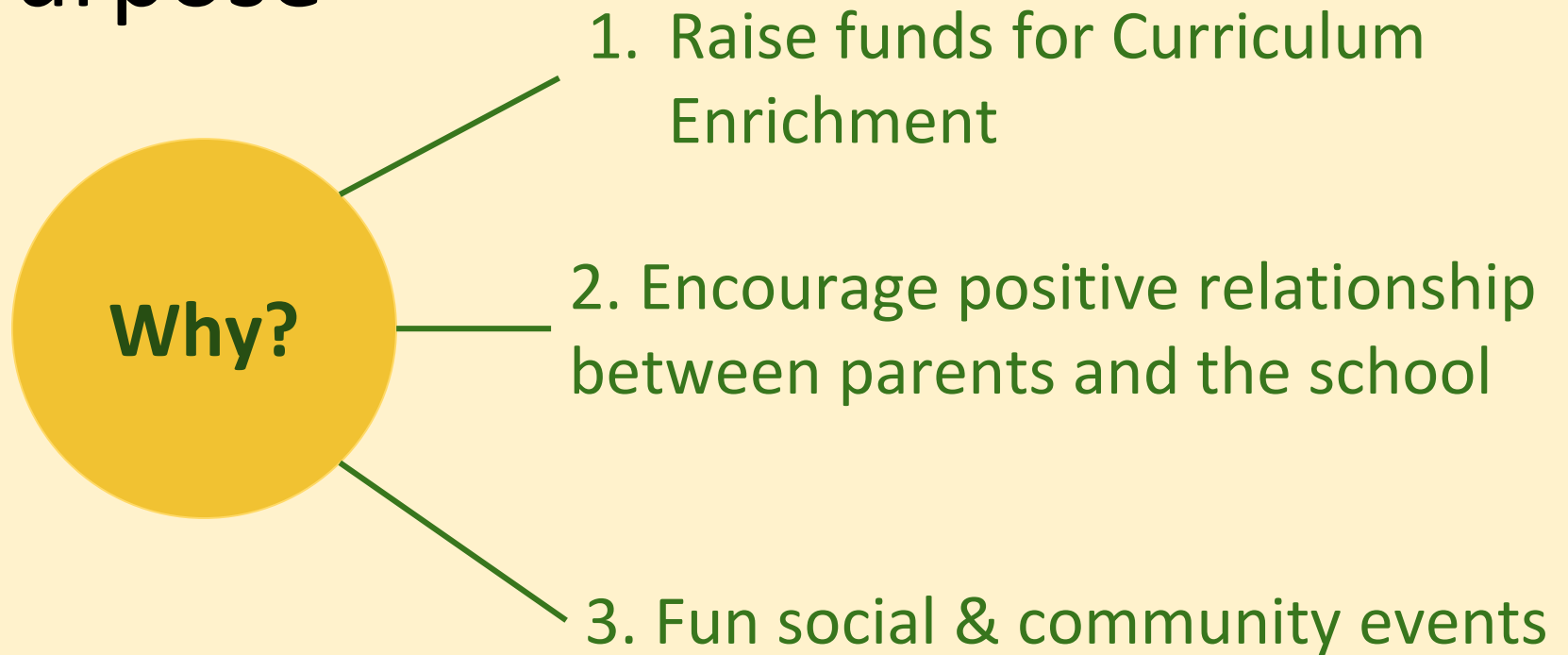
Normanton Road, South Croydon, Surrey, CR2 7AR Tel: 020 8688 5414



S.P.S.A. St Peter's School Association

**St Peter's School Association is registered
charity no. 1019291**

The SPSA - Our Purpose



SPSA - What we do



SPSA - Fundraising Highlights

Fundraising 2021- 2022	£ Raised
Children's designed Christmas Cards & Mugs	£586
Winter Fair	£4,498
Penny Wars	£622
Easter Extravaganza	£1,484
Family Afternoon Tea	£1,160
Summer Fair	£6,201

SPSA - Funds Spent

SPSA School Funding 2020-2022 - Highlights (* is annual commitment)	
Computer Equipment (30 chromebooks & trolleys)	£7,785
'Now Press Play' audio system	£2,262
Curriculum Enrichment*	£4,200
YR 6 SATS Breakfast*	£150
YR 6 Leavers Gifts*	£900
Christmas Entertainment*	£250
Sound Start - Music Programme*	£1,000



SPSA - Join Us



Find us on Facebook: [St Peter's School Association, South Croydon \(SPSA\)](#)