

# Reception Home Learning- W.C. 04/05/20

## Our topic this half term is 'Plants and flowers'

Dear Parents/Carers,

Below is some work for the week beginning 4th May. There is no expectation that you complete everything and the most important thing is that you are safe and well. **As a minimum we would like you to complete two English and two Maths tasks a week and then something from the other column.** In order to share this with us and for us to give some feedback to you there is a way the children can submit their work on seesaw. It will also be really nice to see the other fun things you have been up to as a family through photos, videos or messages. We are missing you and the children terribly and hope to see you all soon.



Our book focus this week is **Mad About Minibeasts by Giles Andrae**

If watching clips from YouTube please be aware that once that clip being watched is finished it will open another video which might not be related.


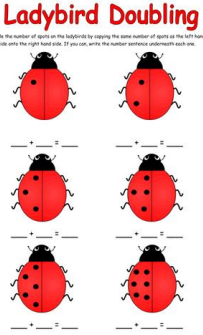
**Maths focus on doubling and halving:** Children will solve problems, including doubling, halving and sharing. To extend them encourage children to extend problems, e.g. "Suppose there were three people to share the bricks between instead of two"

We have added some Wellbeing activities to the other section that your child might like to do. They are highlighted blue.

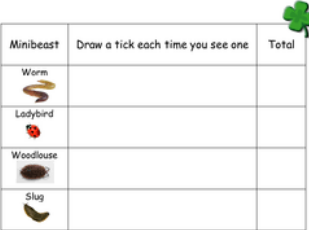
If you do not have a printer please just do the work on paper, there is no need to print out all the worksheets. Take care, Early Years team.

	Reading	Writing	Maths	Other
<b>Monday</b>	<p><b>Read Write Inc. Phonics Lessons at Home</b>                      Review previous lessons from Monday, 6th April                      New Lessons restart on Monday 20th April                      Set 1 9:30am - Set 2 10:00am - Set 3 10:30am</p> <p><a href="https://www.youtube.com/channel/UCo7fbLgY2oA_cFCI9GdxtQ">https://www.youtube.com/channel/UCo7fbLgY2oA_cFCI9GdxtQ</a></p> <p>This is on Youtube everyday! Read and share books with your family.</p>	<p><b>Super sentence writing:</b></p> <div style="background-color: #90EE90; padding: 5px; border: 1px solid black; margin-bottom: 5px;">                     I can see a bug.                 </div> <div style="background-color: #FFD700; padding: 5px; border: 1px solid black;">                     I can see a ___ bug.                 </div>	<p>At mealtimes discuss doubling and see if they can double their food! e.g give 2 grapes can they double?</p> <div style="text-align: center;">  </div> <p>They could even make a superhero salad because superheroes double</p>	<p>Can you use building blocks/ lego/ duplo/ junk modelling to make a minibeast or minibeast habitat?</p> <div style="text-align: center;">  </div> <p><b>Or</b> complete a <b>wellbeing</b></p>

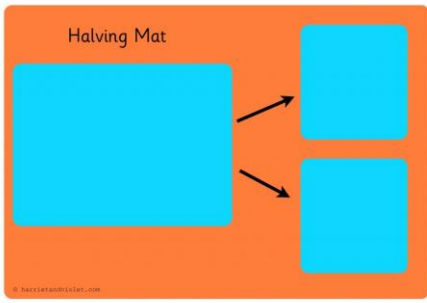
## Reception Home Learning- W.C. 04/05/20

		<div style="background-color: red; color: white; padding: 5px; text-align: center;"> <p>I can see a ___ ___ bug.</p> </div> <p>In class we write on a whiteboard every morning and then on Friday we write on lined paper.</p>	<p>their portions to make them strong! Children can also access Mathletics independently</p>	<p><b>challenge</b> *Leave kind notes around your house for your family*</p> <p>Music - Mini- Beasts Song <a href="https://www.youtube.com/watch?v=LoleeIEPGJJ">https://www.youtube.com/watch?v=LoleeIEPGJJ</a> (You might want to share a video of you singing it)</p>
<p><b>Tuesday</b></p>	<p>Read red words from list/ animal words.</p> <p>Here is a bitesize link to some phonics videos and activities <a href="https://www.bbc.co.uk/bitesize/topics/zvq9bdm">https://www.bbc.co.uk/bitesize/topics/zvq9bdm</a></p> <p>Read and share books with your family.</p>	<p>Watch Mad About Minibeasts <a href="https://www.youtube.com/watch?v=SW-7MgHEZOE">https://www.youtube.com/watch?v=SW-7MgHEZOE</a></p> <p>Can you draw your favourite and write a sentence about it?</p> 	<p><b>Ladybird Doubling</b></p> <p><small>Double the number of spots on the ladybirds by copying the same number of spots on the left hand side onto the right hand side. If you can, write the number sentence underneath each one.</small></p>  <p>Can you double the ladybirds dots? You can draw them out or use the sheets attached.</p>	<p>Can you move like different minibeasts? Here are some ideas: <a href="https://littleowlsresources.com/minibeasts-activity-challenge">https://littleowlsresources.com/minibeasts-activity-challenge</a> or</p> <p>Complete a senses scavenger hunt attached.</p> <p>*Make a card for someone's birthday/celebration coming up*</p>

## Reception Home Learning- W.C. 04/05/20

<p><b>Wednesday</b></p>	<p>Practice sounds using the phonics song:  <a href="https://www.youtube.com/watch?v=LOfFgptfm3g">https://www.youtube.com/watch?v=LOfFgptfm3g</a> or tricky words song  <a href="https://www.youtube.com/watch?v=R087IYrRpgY">https://www.youtube.com/watch?v=R087IYrRpgY</a></p> <p>Read and share books with your family.</p>	<p>Go on a minibeast hunt and see what you can find. Record your findings.            This could be through writing, pictures. etc</p>	<p>Children can also access Mathletics independently</p> <p>Linking into the Literacy activities could the children do a tally chart to show how many of each minibeast they found .</p> 	<p>If you have space in your garden, can you make a bug hotel using different materials - logs, sticks, stones, leaves, plant pots, etc  <a href="https://www.rspb.org.uk/get-involved/activities/give-nature-a-home-in-your-garden/garden-activities/build-a-bug-hotel/">https://www.rspb.org.uk/get-involved/activities/give-nature-a-home-in-your-garden/garden-activities/build-a-bug-hotel/</a>  <b>Speak to Mummy and Daddy about doing this first</b>  <b>*Call a relative or friend who is far away and have a chat with them*</b></p>
<p><b>Thursday</b></p>	<p>Choose a book to listen to for enjoyment  <a href="https://www.storylineonline.net/">https://www.storylineonline.net/</a></p> <p>Rhyming activity  <a href="https://www.education.com/game/match-rhyming-words/">https://www.education.com/game/match-rhyming-words/</a>            (parents will just need to create an account)</p>	<p>Write a poem. Acrostic poem template. Attached is a 'Bees' template but children can choose their own minibeast.</p>	<p>Children can also access Mathletics independently.            Using objects or pretend minibests can you share your amount between the squares equally?</p>	<p><b>Busy things (design a minibeast) or choose a creative activity or 2 from the sheet attached.</b></p>

## Reception Home Learning- W.C. 04/05/20

	or Robert Robot in Busy Things (go to phonics programme -> Phase 1)			
<b>Friday</b>	BANK HOLIDAY	BANK HOLIDAY	BANK HOLIDAY	BANK HOLIDAY

If your child is still working on getting themselves dressed this is the perfect time to practise. Give them all the time they need to get undressed and dressed again. This is easier to slot into your morning routine as they get changed out of their pyjamas and into clothes. In addition, this is also a great time to work on using cutlery to eat their food. Can they cut up their own dinner?

### Distance Learning Project

We thought we would set a little project for anyone who wants something continuous to dip in and out of as the weeks of distance learning continue. This is **NOT** something that you need to do **at all** if you don't want to or don't have the time. However we are aware that the demand of work for the children differs greatly from family to family so we wanted you to have the option to do more if you wanted.

### A Project About Spring

We would like you to research and present information about spring. You can present your information in any way you

## Reception Home Learning- W.C. 04/05/20

like but we would love to see facts, writing, drawings, creative models and anything else you want to add in. We would expect this to take weeks and when you are finished you could video or take pictures of what you have learned. You could use information books or ask an adult to help you use the internet. Twinkl has a lot of information including craft spring ideas you may want to use to help with your presentation. Just login and type spring. Happy researching and we look forward to seeing what you learn. **Again there is zero pressure to do this.** Keep safe and sane!

### Recommend websites to support home learning:

- Joe Wicks daily workout: <https://www.youtube.com/user/thebodycoach1>
- Twinkl free resources: <https://www.twinkl.co.uk/>
- Scout indoor activities: <https://www.scouts.org.uk/the-great-indoors>
- BBC educational programmes:  
<https://www.bbc.co.uk/programmes/genres/learning/primary/all>
- David Walliams reading one of the stories from his World Worst Children book.  
<https://www.worldofdavidwalliams.com/elevenses/>
- Busy Things: <https://www.busythings.co.uk/play/>

## Super Sentences

I can see a bug.

I can see a \_\_\_\_ bug.

I can see a \_\_\_\_ \_\_\_\_ bug.

---

---

---

---

---

---


---

---


---

# Ladybird Doubling


Double the number of spots on the ladybirds by copying the same number of spots as the left hand side onto the right hand side. If you can, write the number sentence underneath each one.




$$\underline{\quad} + \underline{\quad} = \underline{\quad}$$




$$\underline{\quad} + \underline{\quad} = \underline{\quad}$$




$$\underline{\quad} + \underline{\quad} = \underline{\quad}$$



$$\underline{\quad} + \underline{\quad} = \underline{\quad}$$




$$\underline{\quad} + \underline{\quad} = \underline{\quad}$$




$$\underline{\quad} + \underline{\quad} = \underline{\quad}$$

# Ladybird Doubling


Double the number of spots on the ladybirds by copying the same number of spots as the left hand side onto the right hand side. If you can, write the number sentence underneath each one.




$$\underline{\quad} + \underline{\quad} = \underline{\quad}$$




$$\underline{\quad} + \underline{\quad} = \underline{\quad}$$




$$\underline{\quad} + \underline{\quad} = \underline{\quad}$$



$$\underline{\quad} + \underline{\quad} = \underline{\quad}$$







$$\underline{\quad} + \underline{\quad} = \underline{\quad}$$



$$\underline{\quad} + \underline{\quad} = \underline{\quad}$$





<u>Minibeast</u>	Draw a tick each time you see one	Total
Worm 		
Ladybird 		
Woodlouse 		
Slug 		

# Reception Home Learning- W.C. 04/05/20

## Minibeast Creative ideas

**Mini beasts - Art and craft Activities**

**Foam Butterfly**  
**You will need - (per child)**  
3 rectangular foam sheets; plastic straw; scissors; sticky tape; glue stick.  
**What you do**  
Fold a foam sheet in half and cut out half a butterfly shape. Snip down into the top of your straw about 5 cms(2 ins) and pull the two bits apart to make the butterfly's antennae. Unfold your butterfly shape and stick the straw (With the antennae sticking out at the top) onto the butterfly with sticky tape. Cut shapes out of the other pieces of foam and glue them onto the butterfly.

**Spoon Bug**  
**You will need - ( Per child-group of 6)**  
air drying clay; 3 cotton buds; scissors; plastic teaspoons; paints.  
**What you do**  
Let the children roll their lump of clay into a ball and push it into their spoon, making sure that it's stuck in. Cut the 3 cotton buds in half for the bug's legs and stick each one into the clay. When the clay has dried, flip the bug out and paint it.

**Fold over Butterflies**  
**You will need**  
Sheets of paper; coloured paints; paint brushes  
**What you do**  
Let the children fold the paper in half and then open it out again. Dab blobs of different coloured paints onto one half of the paper. Fold the paper again and press down firmly. Unfold the paper to reveal a beautiful butterfly.

**Caterpillar Eggbox**  
**You will need - (Per Child)**  
1 strip of card 8cms by 30cms (3 ins by 12 ins); 1 empty egg box; scissors; strong glue and glue brush); Pipe cleaners and wiggle eyes; Paints.  
**What you do**  
Let the children cut off the lid and separate the egg box cups. Paint 5 cups and turn the 6th upside down and make a face (Use wiggle eyes and pipe cleaner for antennae). Starting with the face, glue the upside down cups onto the card in a long line.

Using paper plates or paper, you could also make snails or spiders too.



Painting stones to look like minibeast



Chalk spirals to make snails



# Reception Home Learning- W.C. 04/05/20

Rolling paper snails



Finger print snails



Natu ral material butterflies or other minibeasts



# My Five Senses Scavenger Hunt

Something smooth



Something rough




Something that makes a noise



Something round



Something yellow



Something that came from a plant



Something that has a smell



Something long



Something man-made



Something soft



Something you can eat



Something red



twinkl

www.twinkl.co.uk  
Copyright © 2019 twinkl

Name \_\_\_\_\_

**B**

**E**

**E**

**S**



# Minibeast Checklist



centipede



woodlouse



ant



dragonfly



bee



worm



snail



butterfly



spider



ladybird



caterpillar



fly

**Minibeast Activity  
Challenge!**

1

**Wiggle along  
the floor like a  
worm.**



**Wiggle! Wiggle!**

**Minibeast Activity  
Challenge!**

2

**Crawl Crawl Crawl  
like a ladybird  
then... fly!**




*Minibeast Activity  
Challenge!*

www.littleowlsresources.com

3

Keep very still  
until a fly  
comes close  
then... grab it!




© 2019 Little Owls Resources

*Minibeast Activity  
Challenge!*

www.littleowlsresources.com

4

Slither so  
slowly like a  
snail...  
Slither Slither



© 2019 Little Owls Resources



**Minibeast Activity  
Challenge!**

5

**Fly around like a  
buzzing bee!**

**Buzz! Buzz!**



**Minibeast Activity  
Challenge!**

6

**Scuttle away  
like a centipede!**

**Scuttle! Scuttle!**



**Minibeast Activity  
Challenge!**

www.littleowlsresources.com

7

**Fly so fast  
like a speedy  
dragonfly!**



© 2019 Little Owls Resources

**Minibeast Activity  
Challenge!**

www.littleowlsresources.com

8

**Fly as quietly as  
you can... like a  
butterfly!**



© 2019 Little Owls Resources